



The Jabra Engage 75 Engineered to be the world's most powerful professional wireless headsets*

The Jabra Engage 75 is an entirely new class of DECT wireless professional headsets engineered to boost customer satisfaction.

Industry-leading professional wireless performance. Better customer connections.

Provides superior wireless connectivity to a range of up to 150m/490ft, enabling 3x more users to operate in the same office space – with no loss in connection quality.¹

Crystal-clear calls. Enhance the customer experience.

Advanced noise-cancelling microphone and enhanced speakers deliver crystal-clear calls even in noisy offices. Meets Skype for Business Open Office requirements.²

More talk time, less interruption. Increase productivity.

Up to 13 hours talk time³ and a busylight that acts as a do-not-disturb sign for colleagues.

Any call, from any device. Increase availability for calls.

Connect to up to five devices simultaneously, increasing your team's availability for customer calls. Can connect to 2 USB devices (softphone and/or desk phone), 2 Bluetooth® devices and 1 analog desk phone.

Choice of wearing styles. Support different workstyles.

With stereo, mono and lightest-in-category convertible models, there's a Jabra Engage for everyone.

At a glance:

Jabra Engage 75 wireless headsets

- Up to 150m/490ft range
- 3x wireless density¹
- Advanced noise-cancelling microphone
- Enhanced speakers with intelligent volume control
- Up to 13 hours talk time³
- Integrated busylight
- Connect up to 5 devices



Works with

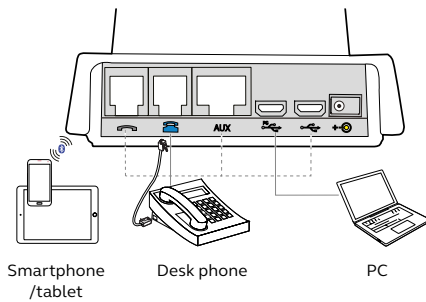


*Relates to Jabra Engage 75/65 Stereo and Mono variants.

¹ February 19, 2018. See facts on Jabra.com/commercial-claims

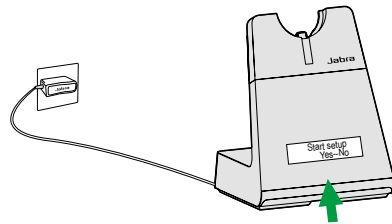
² Find details on page 2 ³ Variant dependent ³ Dependent on usage

Getting started



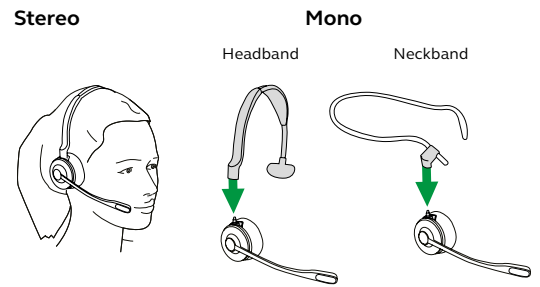
First, connect the desk phone and PC cables to the base. For information on your specific phone, refer to <http://www.jabra.com/compatibilityguide>

Connect to power

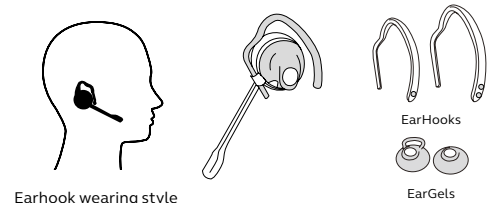


Then plug the base into a power supply, and then scroll to the Setup Wizard in the menu. The Setup Wizard will help you connect to your computer, smartphone, or desk phone.

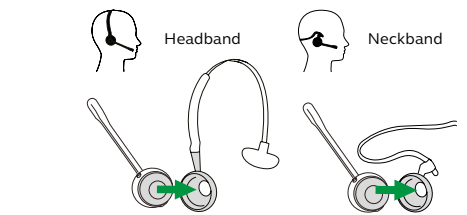
How to wear



Convertible



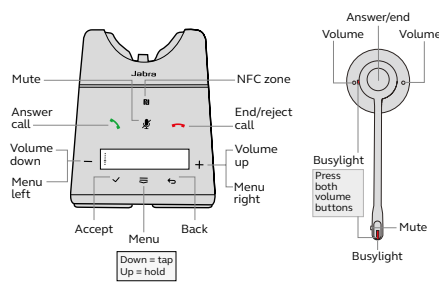
Earhook wearing style



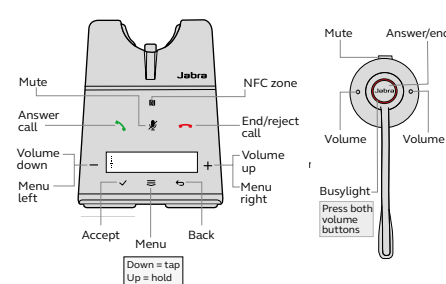
All headset wearing styles can be worn on the left or right ear.

How to use

Stereo and Mono



Convertible



Features	Jabra Engage 75 Stereo	Jabra Engage 75 Mono	Jabra Engage 75 Convertible
Wireless capacity NA/EU – wideband ¹	80/160	80/160	80/160
Wireless capacity NA/EU – narrowband ²	105/210	105/210	105/210
Wireless range (up to – meters/feet)	150/490	150/490	100/330
Talk time (up to – hours) ³	13	13	9
Fast charge – from 0-40% (minutes)	30	30	30
Emergency charging	Yes	Yes	Yes
Connectivity – how many devices	5 ⁴	5 ⁴	5 ⁴
Wireless technology	DECT	DECT	DECT
Secure DECT (level)	C	C	C
Intelligent volume control (speech level normalization and balanced voice)	Yes	Yes	Yes
User sound protection (PeakStop™, Noise@Work, Acoustic Shock)	Yes	Yes	Yes
Directional noise cancelling microphone	Yes	Yes	Yes
Microphone (G-MOS, Tx, CC)	4.3	4.3	3.8
Speaker (P-MOS, Rx, Silent)	4.4	4.4	3.9
Meets Skype for Business Open Office requirements	Yes	Yes	No
Boom arm adjustable	270°	270°	360°
Busylight	Yes	Yes	Yes
Wearing styles	Stereo	Mono ⁵	Choice of earhook, neckband or headband
Headset weight (g)	90	64	18

Compatibility For compatibility information go to Jabra.com



¹ DECT capacity, number of theoretical users in wideband. Actual numbers may vary
² DECT capacity, number of theoretical users in narrowband. Actual numbers may vary ³ Dependent on usage
⁴ Can connect to 2 USB devices (softphone and/or desk phone), 2 Bluetooth® devices and 1 analog deskphone
⁵ Engage 75 Mono: comes with neckband accessory ⁶ Softphone certified, desk phone in progress



© 2018 GN Audio A/S. All rights reserved.
 @ Jabra is a registered trademark of GN Audio A/S.
 The Bluetooth® word mark and logos are registered trademarks owned by the Bluetooth SIG, Inc. and any use of such marks by GN Audio A/S is under license.